

Facilitative Dialogue on Enhancing Ambition and Support

11 November, 2016

Mr. Carlos Fuller
SBSTA Chair



Outline

- Overview of climate finance flows
- The role of the Operating Entities and other dedicated Funds in providing enhanced support
- Evolution of technology in the UNFCCC
- Overview of capacity-building



Overview of climate finance flows

- USD 25.4 billion in 2013 and USD 26.6 billion in 2014 of climate-specific finance was reported in second biennial reports (BRs)
 - of which USD 23.1 billion in 2013 and USD 23.9 billion in 2014 was channelled through bilateral, regional and other channels.
 - This represents an increase of about 50% from public finance reported through the same channels in 2011-2012.
- 34 biennial update reports (BURs) were submitted as of 22 September 2016
 - of which 22 provide a summary of information on climate finance received during a certain period.
 - The rest indicated climate finance received for a selective number of projects/activities, sectors or donors, or did not include quantitative financial information.
 - The BUR guidelines do not require information on underlying assumptions, definitions and methodologies used in generating the information.

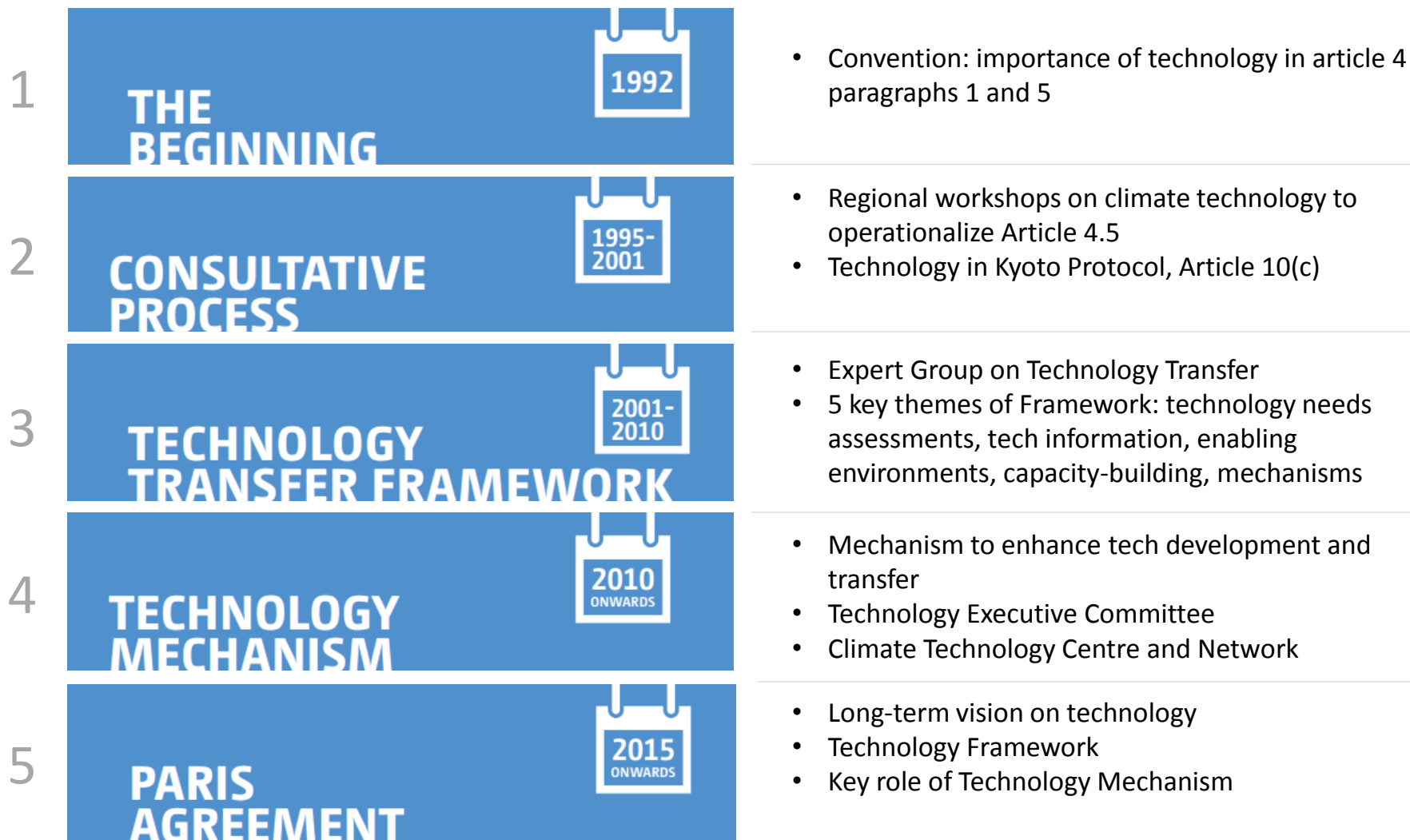


The role of the Operating Entities and other dedicated Funds in providing enhanced support

- The initial resource mobilization of the GCF hit \$ 10.3 billion as at July 2016, with 27 projects and programmes approved as at 14 October 2016, amounting to \$ 1.2 billion. The GCF is also active in engaging with the private sector.
- GEF has funded 836 projects on climate change mitigation with more than \$5.2 billion GEF funding in more than 165 countries. The GEF funding leveraged over \$45 billion from a variety of sources. GEF
- LDCF received cumulative pledges amounting to USD 1.2 billion of which USD 254 million in 2016. It mobilized \$4.0 billion in co-financing. USD1 billion has been approved in grant funding (including financing the preparation of 51 NAPAs, of which 50 are completed, and the approval of 173 NAPA implementation projects, submitted by 49 countries)
- The SSCF received cumulative pledges amounting to USD 351.3 million of which USD 2.2 million in 2016. SCCF-A provided \$289.9 million for adaptation projects. 66 projects were approved for funding, mobilizing \$2.3 billion in co-financing. The SCCF-B provided \$60.7 million for 12 projects that support technology transfer, mobilizing \$ 382.3million in co-financing
- The Adaptation Fund has allocated \$358 million to date to 55 adaptation projects and programmes in 48 countries. It received pledges amounting to almost \$75 million in 2015.



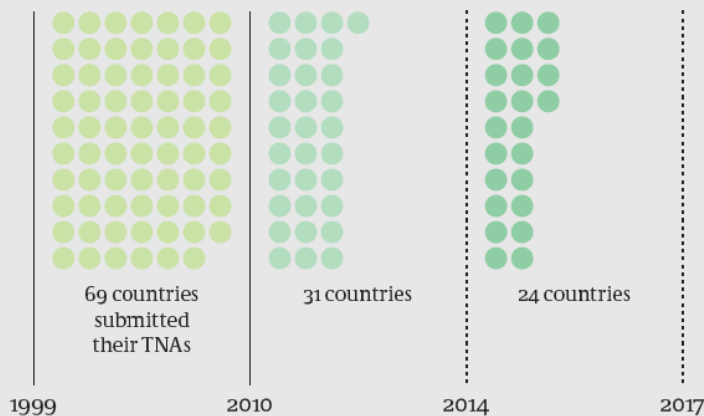
Evolution of technology in the UNFCCC



Evolution of technology: from planning... to support...

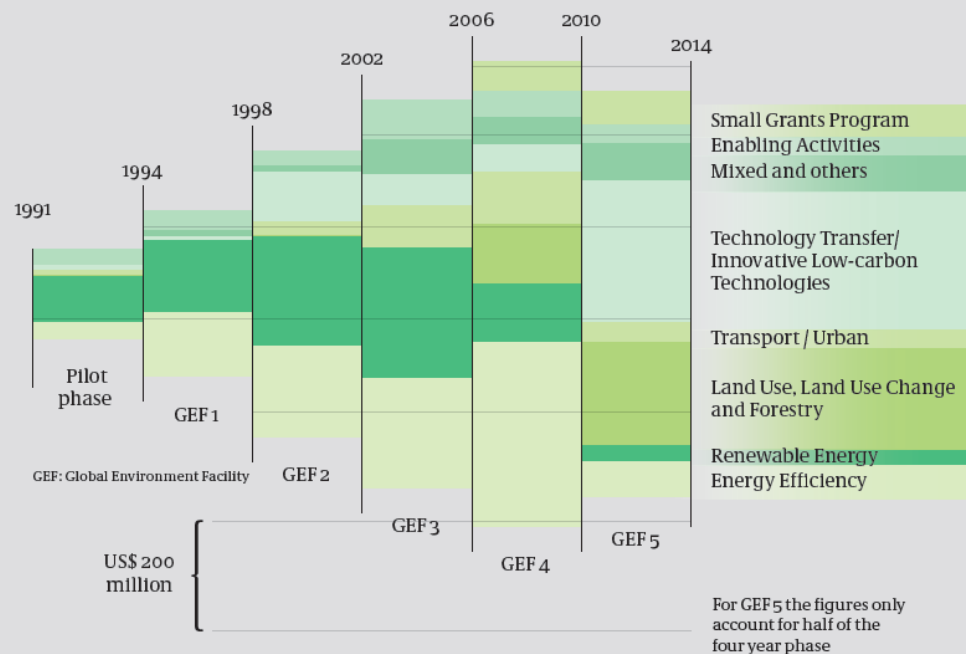
1. Planning

An increasing number of developing countries are being supported to identify their technology needs. Since 1999, more than 85 countries have undertaken or updated their technology needs assessments (TNAs).



2. Support

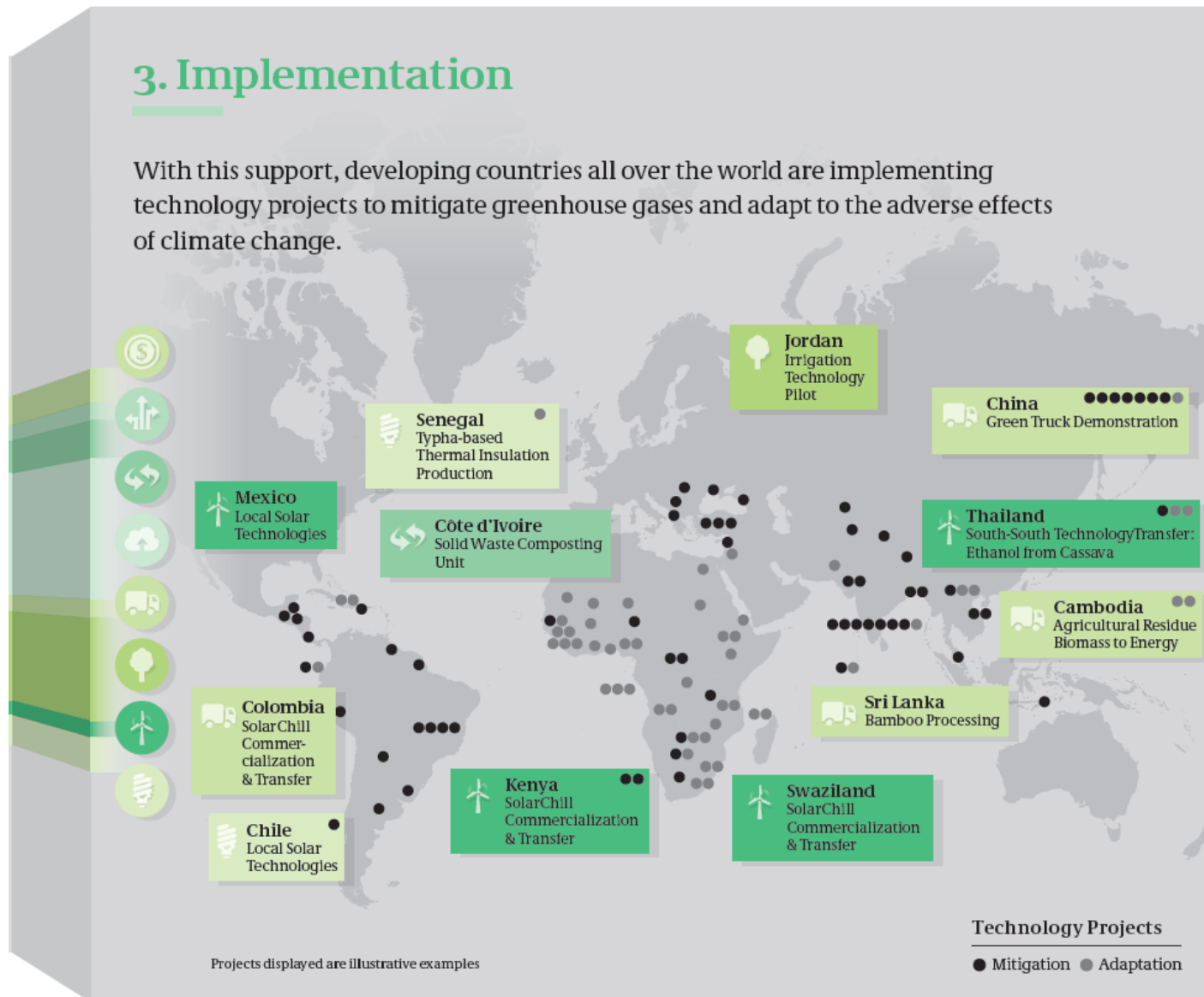
Having identified their technology needs, the support available to developing countries for implementing technology-related activities is growing.



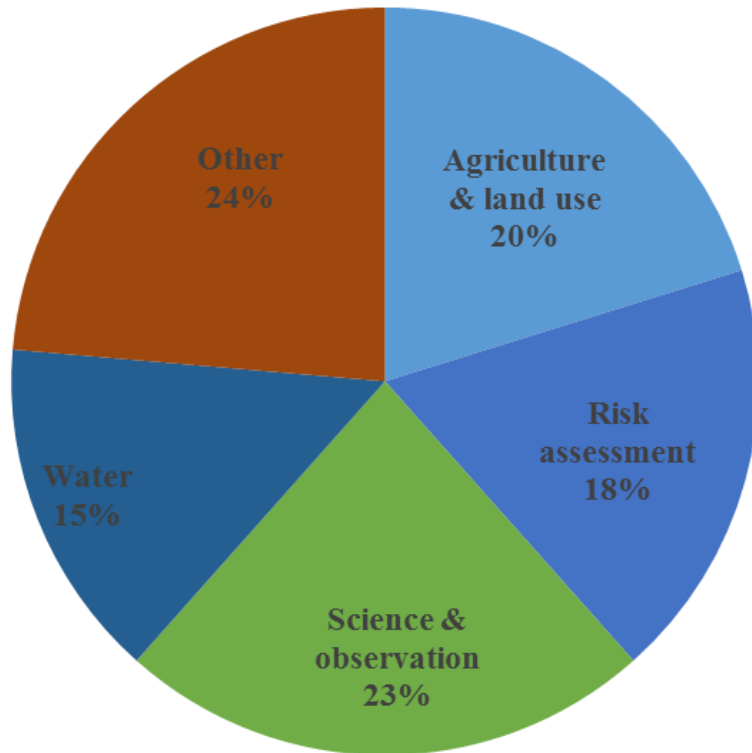
Evolution of technology: ...to implementation

3. Implementation

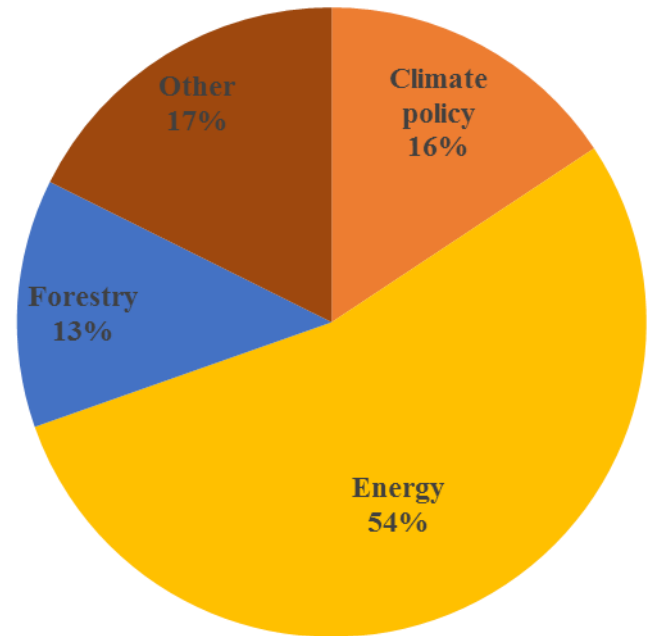
With this support, developing countries all over the world are implementing technology projects to mitigate greenhouse gases and adapt to the adverse effects of climate change.



Overview of capacity-building support



Capacity building for adaptation



Capacity building for mitigation